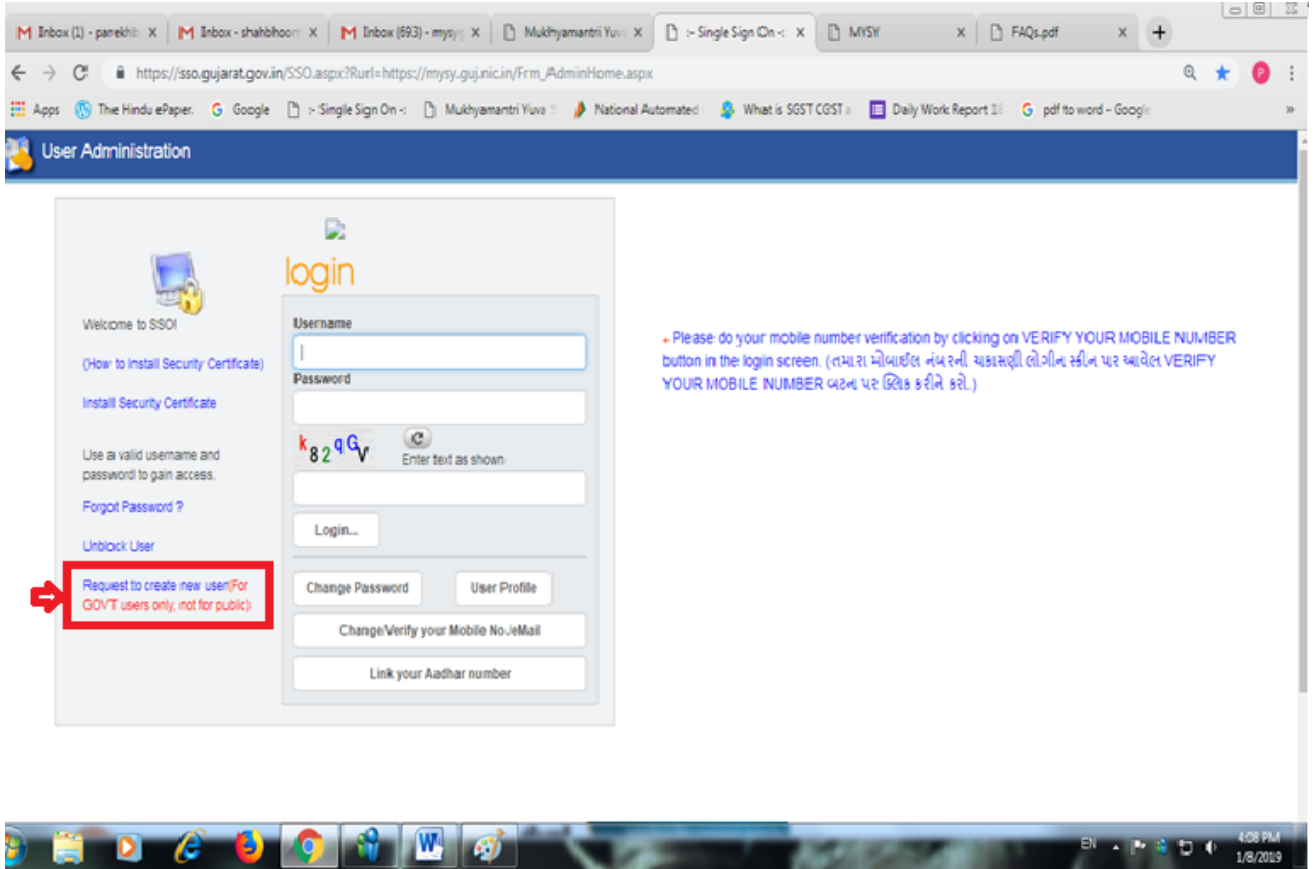
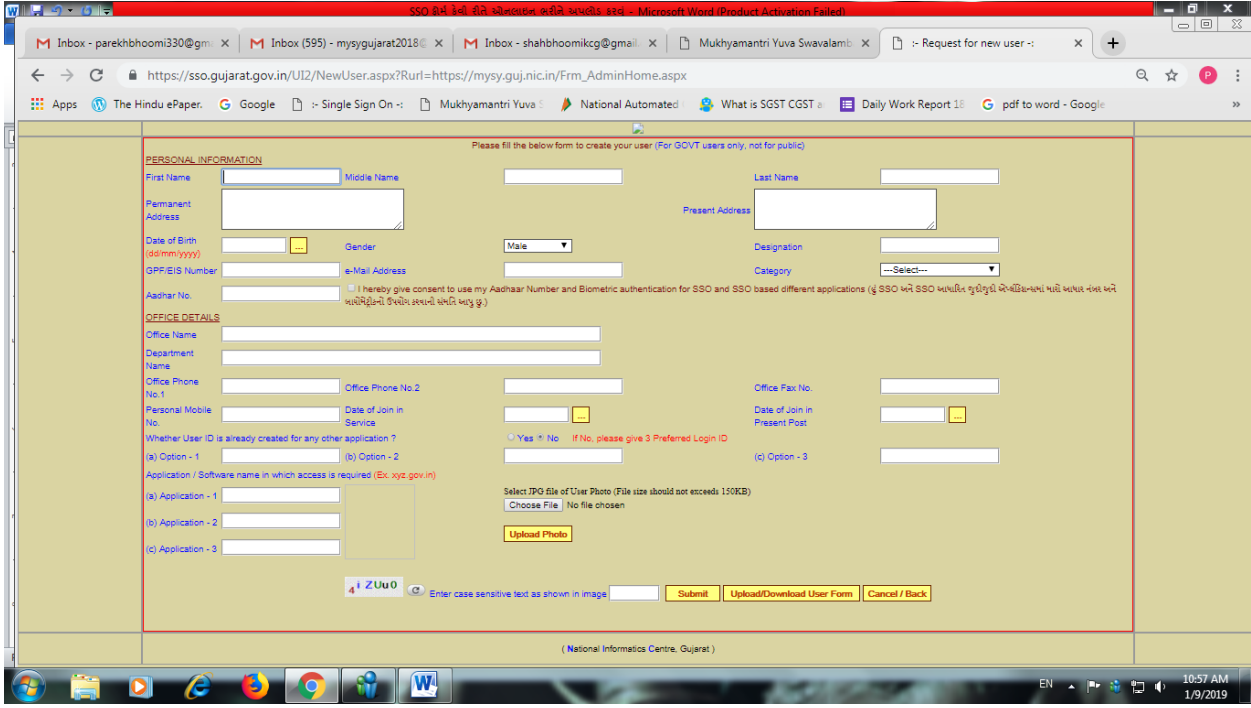


SSO ફોર્મ કેવી રીતે ઓનલાઇન ભરીને અપલોડ કરવું?

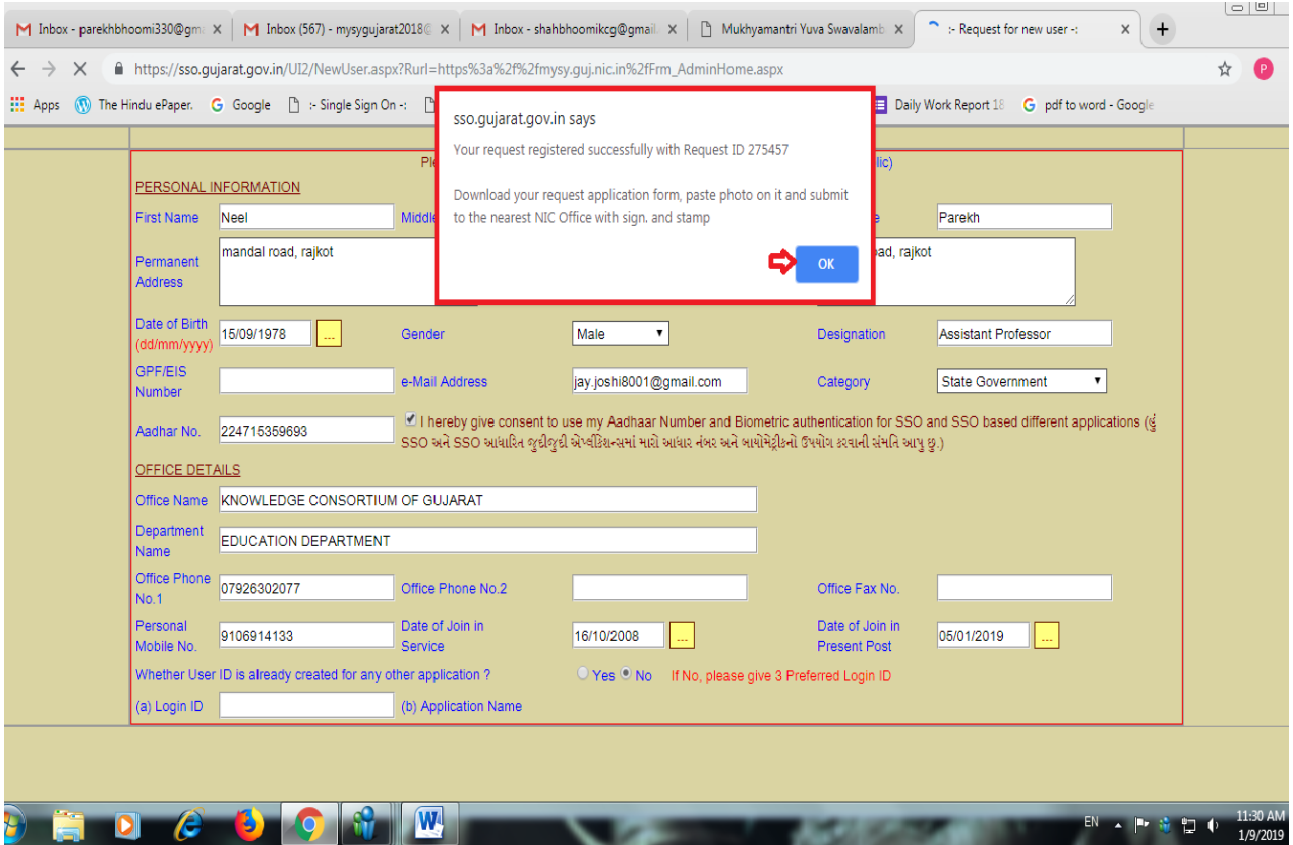
- (1) સૌપ્રથમ https://sso.gujarat.gov.in/SSO.aspx?Rurl=https://mysy.guj.nic.in/Frm_AdminHome.aspx જઈ Request to createnew user પર ક્લિક કરવું.
Screenshot:



- (2) Request to createnew user પર ક્લિક કરવાથી નીચે મુજબનું ડાયલોગ બોક્ષ ઓપન થશે.



(3) આપેલ ડાયલોગ બોક્સમાં જરૂરી સાચી માહિતી ભરીને ફોટો અપલોડ કરીને સબમીટ પર ક્લિક કરવાથી નીચે મુજબનું ડાયલોગ બોક્સ ઓપન થશે.



(૪) ઉપર મુજબના ડાયલોગ બોક્સમાં એક Request Id જનરેટ થશે. જે નોંધી રાખવું. પછી OK પર ક્લિક કરવાથી નીચે મુજબનું ડાયલોગ બોક્સ ઓપન થશે.

Please fill the below form to create your user (For GOVT users only, not for public)

PERSONAL INFORMATION

First Name: Neel Middle Name: Jayantial Last Name: Parekh
Permanent Address: mandal road, rajkot Present Address: mandal road, rajkot
Date of Birth (dd/mm/yyyy): 15/09/1978 Gender: Male Designation: Assistant Professor
GPF/EIS Number: e-Mail Address: jay.joshi8001@gmail.com Category: State Government
Aadhar No.: 224715359693 I hereby give consent to use my Aadhaar Number and Biometric authentication for SSO and SSO based different applications (હું SSO અને SSO આધારિત ગુરૂવુટી એ-સીઓ-સમાં મારો આધાર નંબર અને બાયોમેટ્રિક-સને ઉપયોગ કરવાની સંમતિ આપુ છું.)




OFFICE DETAILS

Office Name: KNOWLEDGE CONSORTIUM OF GUJARAT
Department Name: EDUCATION DEPARTMENT
Office Phone No.1: 07926302077 Office Phone No.2: Office Fax No.:
Personal Mobile No.: 9106914133 Date of Join in Service: 16/10/2008 Date of Join in Present Post: 05/01/2019
Whether User ID is already created for any other application? Yes No If No, please give 3 Preferred Login ID
(a) Option - 1: neel.kcg (b) Option - 2: neel_parekh (c) Option - 3: neel_myzy
Application / Software name in which access is required (Ex. xyz.gov.in)
(a) Application - 1: MYSY (b) Application - 2: CMSS (c) Application - 3:
Select JPG file of User Photo (File size should not exceeds 150KB)
Choose File No file chosen
Upload Photo

Enter case sensitive text as shown in image
Upload/Download User Form Cancel / Back

➔ Your request registered successfully with Request ID 275457. Click here to download your request application form, paste photo on it and submit to the nearest NIC Office with sign and stamp

(૫) Your request registered Successfully with request ID 275457 click here to download your request application form paste photo on it and submit to the nearest NIC Office with sign and stamp પર ક્લિક કરવાથી ભરેલ ફોર્મ PDF ફોર્મેટમાં ઓપન થશે. જે નીચે મુજબ છે.

F O R M		NATIONAL INFORMATICS CENTRE GUJARAT STATE SSO USER ID FORM				
[For the purpose of accessing Intranet Applications of Govt. of Gujarat] (For GOVT users only, not for public) (Please fill and submit to the nearest NIC office)						
U S E R D E T A I L S	Part A-GEN	GENERAL	Request ID : 275457 Aadhar No. 22xxxxxx9693			
	First Name	Middle Name	Last Name			
	Neel	Jayantilal	Parekh			
	Permanent Address		Present Address			
	mandal road, rajkot		mandal road, rajkot			
	Designation		GPF / EIS Number (Govt. Staff)	Date of Birth (DD/MM/YYYY)		Sex
	Assistant Professor			15/09/1978		Male
	Email Address		Emp. Category			
	jay.joshi8001@gmail.com		State Government			
	D E P A R T M E N T I N F O R M A T I O N	Office Name		KNOWLEDGE CONSORTIUM OF GUJARAT		
Department Name		EDUCATION DEPARTMENT				
Office Phone Number-1 (With STD Code)		Office Phone Number-2 (With STD Code)				
07926302077						
Office Fax Number		Personal Mobile Number		9106914133		
Date of Joining in Service (DD/MM/YYYY)		Date of Joining in Present Post (DD/MM/YYYY)		05/01/2019		
16/10/2008						
Whether User ID has created for any other application? If yes, please furnish following information :-		(Tick '✓')				
		<input type="checkbox"/> Yes <input checked="" type="checkbox"/> No				
(a) Login ID :-						
(b) Application Name :-						
(c) If No, please give preferred Login ID						
(a) Option - 1		neel.keg				
(b) Option - 2		neel_parekh				
(c) Option - 3		neel_mysoy				
Application Name in which access is required :						
(a) MYSV						
(b) CMSS						
(c)						
Declaration						
The information furnished above is true to the best of my knowledge and belief. I am solely responsible for the usage of the applications and responsible for any data loss/damage, arising from the usage of the same.						
Signature of the User (With Office Stamp)			Signature of the Head of the Office (With Office Stamp)			
						
PART B-Office (FOR NIC OFFICE USE ONLY)						
1	User Created on :					
2	User Created by :					
3	Signature :					

(૬) ઉપર દર્શાવેલ ફોર્મમાં Signature of the user(with office stamp) માં જે તે કોલેજના ઓફીસ સ્ટેમ્પ સાથે પોતાની સાઈન કરવાની રહેશે અને Signature of the head of the office (with office stamp) માં જે તે કોલેજના ઓફીસ સ્ટેમ્પ સાથે જે તે કોલેજના પ્રિન્સીપાલની સાઈન કરવાની રહેશે અથવા

Please fill the below form to create your user (For GOVT users only, not for public)

PERSONAL INFORMATION

First Name Middle Name Last Name

Permanent Address Present Address

Date of Birth (dd/mm/yyyy) Gender Designation

GPF/EIS Number e-Mail Address Category

Aadhar No. I hereby give consent to use my Aadhaar Number and Biometric authentication for SSO and SSO based different applications (હું SSO અને SSO આધારિત વુરીવુરી એપ્લિકેશનમાં મારો આધાર નંબર અને બાયોમેટ્રિકનો ઉપયોગ કરવાની સંમતિ આપુ છું.)

OFFICE DETAILS

Office Name

Department Name

Office Phone No.1 Office Phone No.2 Office Fax No.

Personal Mobile No. Date of Join in Service Date of Join in Present Post

Whether User ID is already created for any other application ? Yes No If No, please give 3 Preferred Login ID

(a) Option - 1 (b) Option - 2 (c) Option - 3

Application / Software name in which access is required (Ex. xyz.gov.in)

(a) Application - 1

(b) Application - 2

(c) Application - 3

Select JPG file of User Photo (File size should not exceeds 150KB)

Choose File | No file chosen

Upload Photo

0 CbL 1 z Enter case sensitive text as shown in image

Submit Upload/Download User Form Cancel / Back

(૭) ઉપર દર્શાવેલ ડાયલોગ બોક્સમાં Upload/Download User form લિંક પર ક્લિક કરવાથી નીચે મુજબનું ડાયલોગ બોક્સ ઓપન થશે.

Please fill the below form to create your user (For GOVT users only, not for public)

PERSONAL INFORMATION

First Name Middle Name Last Name

Permanent Address Present Address

Date of Birth (dd/mm/yyyy) Gender Designation

GPF/EIS Number e-Mail Address Category

Aadhar No. I hereby give consent to use my Aadhaar Number and Biometric authentication for SSO and SSO based different applications (હું SSO અને SSO આધારિત વુરીવુરી એપ્લિકેશનમાં મારો આધાર નંબર અને બાયોમેટ્રિકનો ઉપયોગ કરવાની સંમતિ આપુ છું.)

OFFICE DETAILS

Office Name

Department Name

Office Phone No.1 Office Phone No.2 Office Fax No.

Personal Mobile No. Date of Join in Service Date of Join in Present Post

Whether User ID is already created for any other application ? Yes No

(a) Option - 1 (b) Option - 2

Application / Software name in which access is required (Ex. xyz.gov.in)

(a) Application - 1

(b) Application - 2

(c) Application - 3

Select JPG file of User Photo (File size should not exceeds 150KB)

Choose File | No file chosen

Re-Upload Photo

Select JPG-PDF scan file of sign user form (File size should not exceeds 1024 Kb)

Choose File | No file chosen

Upload Sign Form

Cancel / Back

Enter Request ID

Enter Date of Birth (dd mm/yyyy)

0 CbL 1 z Enter case sensitive captcha text shown

Download User Request Form

If form is not downloading, please re-upload user photo with low resolution

(૮) ઉપર દર્શાવેલ ડાઇલોગ બોક્સમાં Request Id and Date of Birth insert કરી Download User Request Form પર ક્લિક કરવાથી PDF fileમાં ફોર્મ નીચે મુજબ ઓપન થશે.

NATIONAL INFORMATICS CENTRE GUJARAT STATE SSO USER ID FORM				
(For the purpose of accessing Intranet Applications of Govt. of Gujarat] (For GOVT users only, not for public) (Please fill and submit to the nearest NIC office)				
U S E R I D F O R M	Part A-GEN	GENERAL	Request ID : 275457 Aadhar No. 22xxxxxx9693	
	First Name	Middle Name	Last Name	
	Neel	Jayantilal	Parakh	
	Permanent Address	Present Address		
	mandal road, rajkot	mandal road, rajkot		
	Designation	GPF / EIS Number (Govt. Staff)	Date of Birth (DD/MM/YYYY)	Sex
	Assistant Professor		15/09/1978	Male
	Email Address	Emp. Category		State Government
	jay.joshi9091@gmail.com			
	Office Name	KNOWLEDGE CONSORTIUM OF GUJARAT		
Department Name	EDUCATION DEPARTMENT			
Office Phone Number-1 (With STD Code)	07926302077	Office Phone Number-2 (With STD Code)		
Office Fax Number		Personal Mobile Number	9106914133	
Date of Joining in Service (DD/MM/YYYY)	16/10/2008	Date of Joining in Present Post (DD/MM/YYYY)	05/01/2019	
Whether User ID has created for any other application? If yes, please furnish following information :-	(Tick ✓) <input type="checkbox"/> Yes <input checked="" type="checkbox"/> No			
(a) Login ID :-				
(b) Application Name :-				
If No, please give preferred Login ID				
(a) Option - 1	neel_kcp			
(b) Option - 2	neel_parakh			
(c) Option - 3	neel_my99			
Application Name in which access is required :				
(a) MYSY				
(b) CMSS				
(c)				
Declaration				
The information furnished above is true to the best of my knowledge and belief. I am solely responsible for the usage of the applications and responsible for any data loss/damage, arising from the usage of the same.				
Signature of the User (With Office Stamp)		Signature of the Head of the Office (With Office Stamp)		
Part B-Office FOR NIC OFFICE USE ONLY				
1	User Created on :			
2	User Created by :			
3	Signature :			

(૯) ઉપર દર્શાવેલ ફોર્મમાં સ્ટેમ્પ અને સાઈન ઓરીજનલ હોવા જોઈએ અને જન્મતારીખ, મોબાઈલ નંબર, હોદ્દો તેમજ ઈ-મેઈલ આઈડીની માહિતી સાચી આપેલ હોવી જોઈએ.

(૧૦) ઉપર દર્શાવેલ ફોર્મમાં ઓરીજનલ સ્ટેમ્પ અને સાઈન સાથે ફોર્મને સ્કેન કરીને ssomysy@gmail.com ઈ-મેઈલ આઈડી પર મોકલવાનાં રહેશે.

નોંધ:- ફોર્મની ઓરીજનલ હાર્ડકોપી ફરજિયાત નજીકની ડીસટ્રીકટ(NIC) ઓફીસમાં મોકલવાની રહેશે અથવા નીચેના સરનામે મોકલવાની રહેશે. ઓરીજનલ હાર્ડકોપી વિના કોઈપણ કામગીરી હાથ ધરવામાં આવશે નહીં. તેમજ ઝેરોક્ષ કોપી તમારા રેફરન્સમાં રાખવા વિનંતી.

નોલેજ કોન્સોર્ટિયમ ઓફ ગુજરાત

“પ્રજ્ઞા પુરમ”

PRLની સામે, L.D.એન્જિનિયર કોલેજની બાજુમાં,

નવરંગપુરા, અમદાવાદ-૩૮૦૦૧૫.